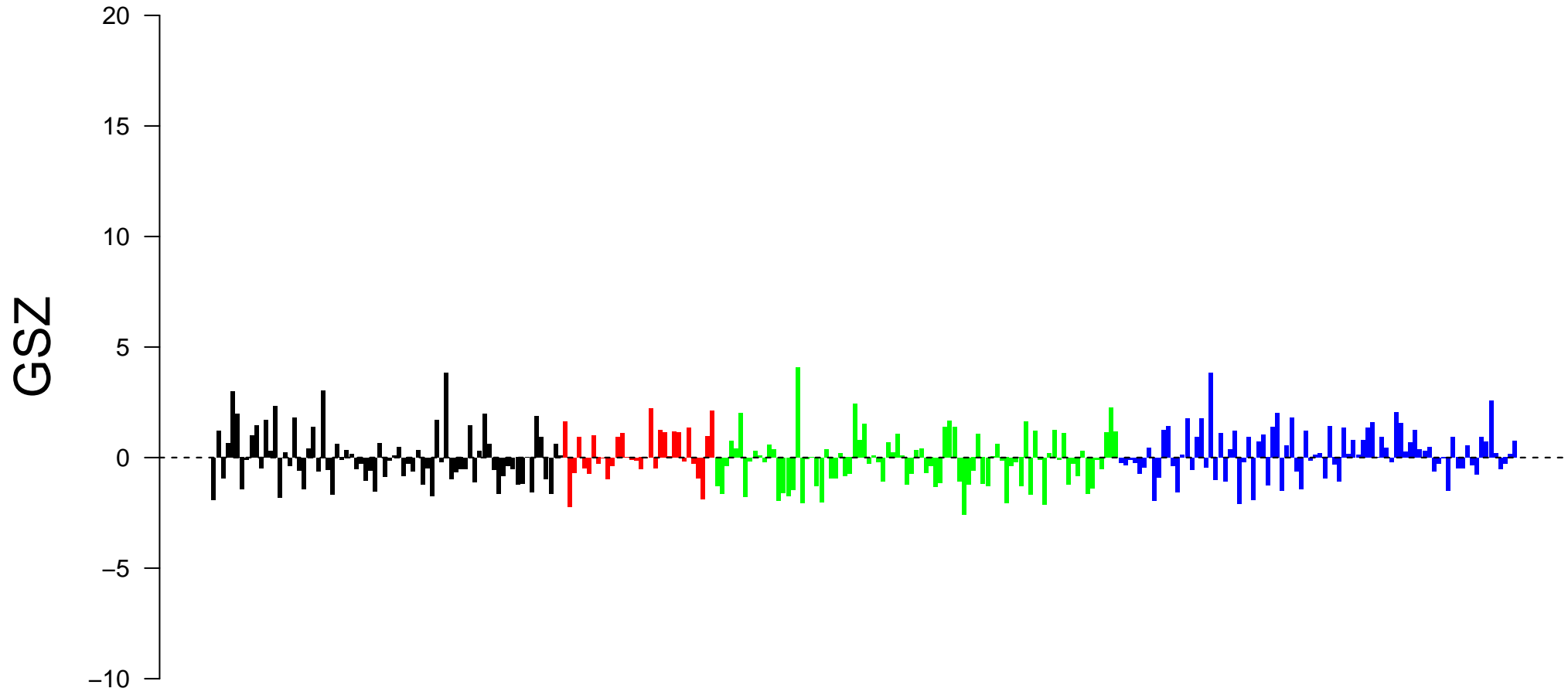
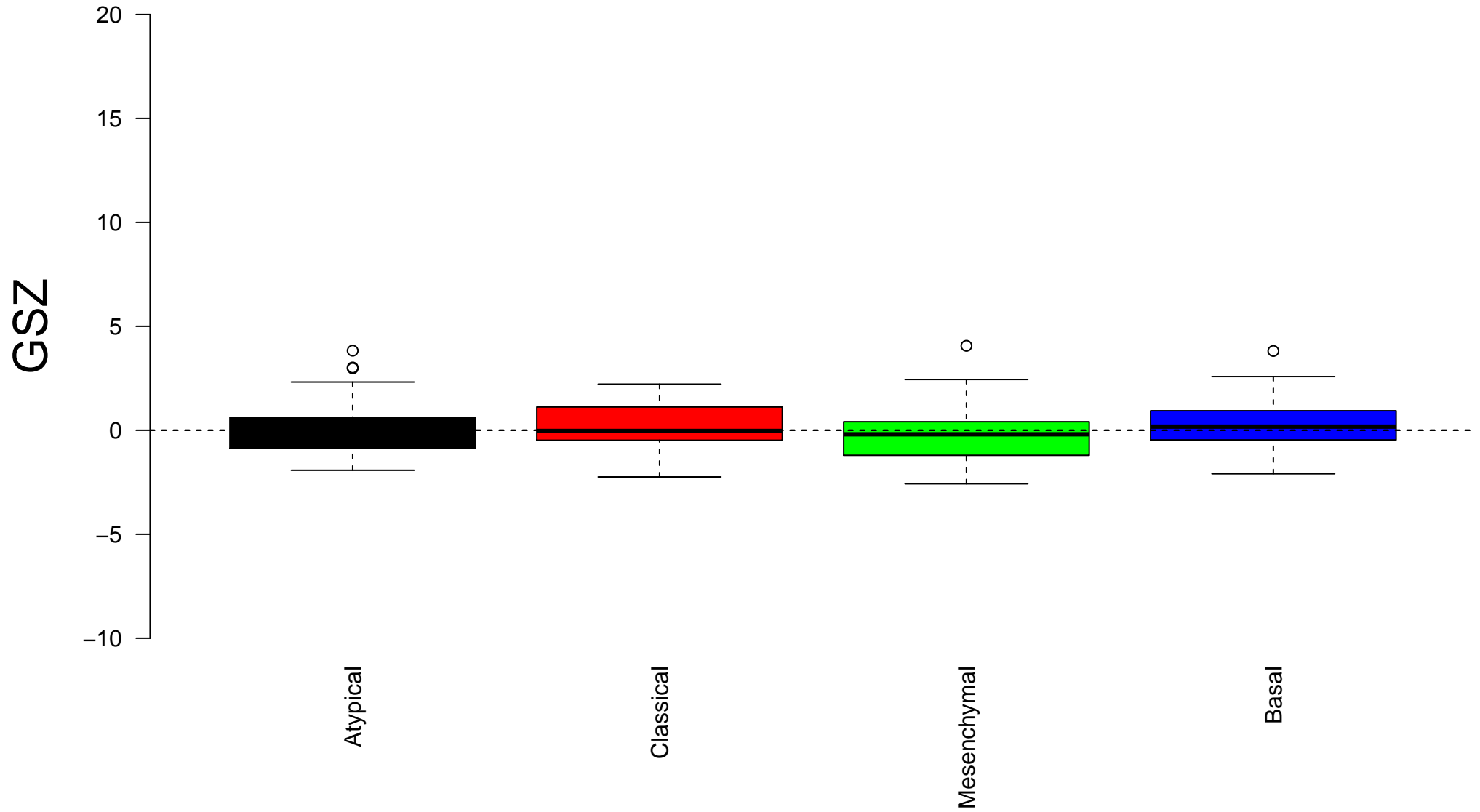



hsa-miR-598



hsa-miR-598



Enrichment in spots: hsa-miR-598



Expression of hsa-miR-598 in Spot A

Δe

1.0

0.5


0.0

-0.5


-1.0



Expression of hsa-miR-598 in Spot B



Expression of hsa-miR-598 in Spot C



Expression of hsa-miR-598 in Spot D

Δe

1.0

0.5


0.0

-0.5

-1.0



Expression of hsa-miR-598 in Spot E



Expression of hsa-miR-598 in Spot F

Δe

1.0

0.5


0.0

-0.5


-1.0




Expression of hsa-miR-598 in Spot G



Expression of hsa-miR-598 in Spot H



Expression of hsa-miR-598 in Spot I



Expression of hsa-miR-598 in Spot J

Δe

1.0

0.5


0.0

-0.5


-1.0



Expression of hsa-miR-598 in Spot K



Expression of hsa-miR-598 in Spot L



Expression of hsa-miR-598 in Spot M

Δe

1.0
0.5
0.0
-0.5
-1.0



Expression of hsa-miR-598 in Spot N

Δe

1.0

0.5

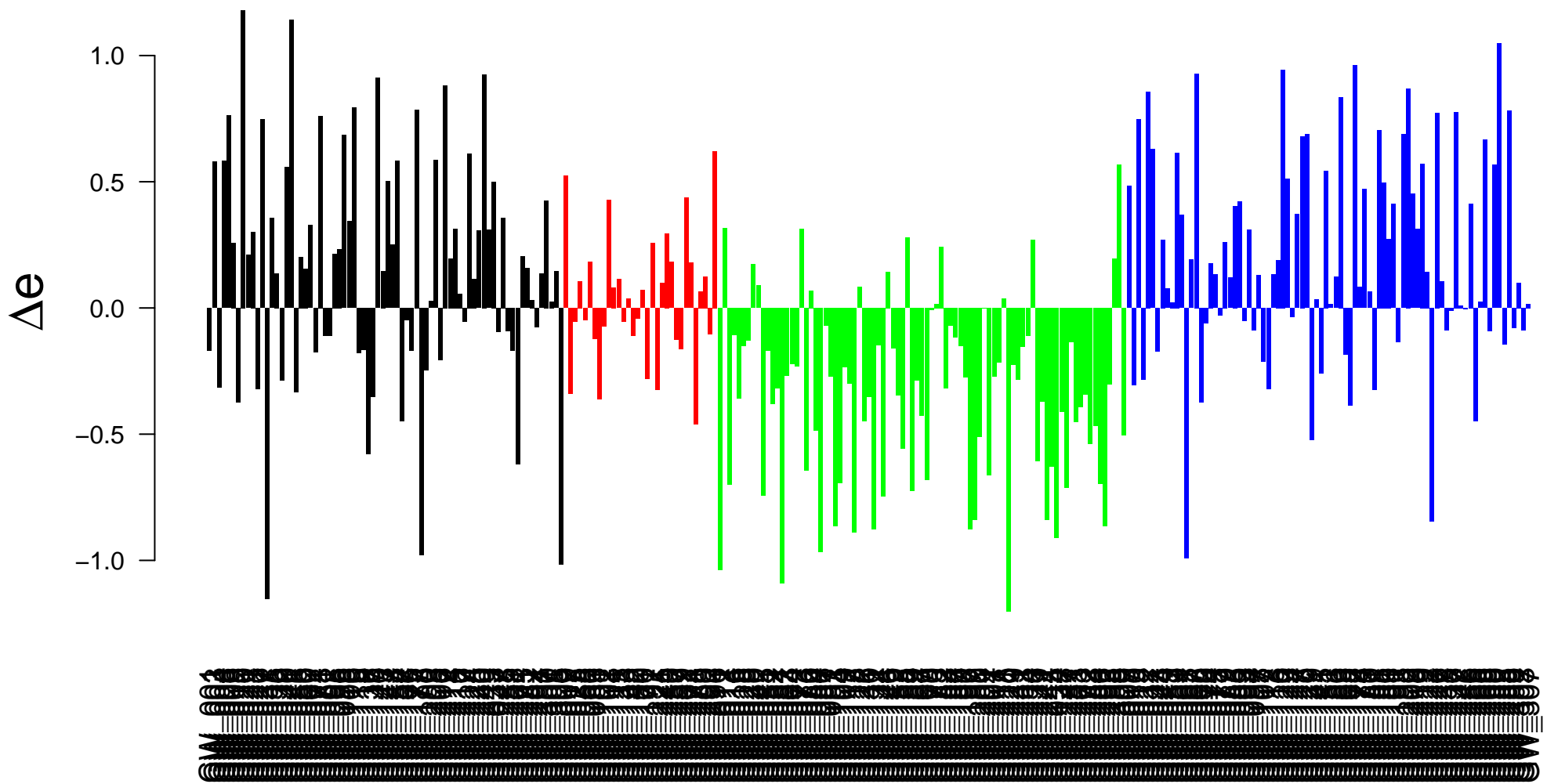
0.0

-0.5


-1.0



Expression of hsa-miR-598 in Spot O



Expression of hsa-miR-598 in Spot P



Expression of hsa-miR-598 in Spot Q

Δe

1.0

0.5

0.0

-0.5

-1.0



Expression of hsa-miR-598 in Spot R

Δe

